

Barriera	Progressivo	Note	
Partenza	Km. 0+000 c.a.	Ingresso	N.File
Barriera 1	Km. 0+200 c.a.	Ingresso Dx	5
Barriera 2	Km. 0+420 c.a.	Ingresso Dx	4
Barriera 3	Km. 0+600 c.a.	Ingresso Dx	5
Barriera 4	Km. 0+800 c.a.	Ingresso Dx	5
Barriera 5	Km. 1+000 c.a.	Ingresso Sx	5
Barriera 6	Km. 1+200 c.a.	Ingresso Sx	5
Barriera 7	Km. 1+480 c.a.	Ingresso Sx	5
Barriera 8	Km. 1+700 c.a.	Ingresso Sx	5
Barriera 9	Km. 2+000 c.a.	Ingresso Dx	5
Barriera 10	Km. 2+250 c.a.	Ingresso Dx	5
Barriera 11	Km. 2+550 c.a.	Ingresso Sx	4
Barriera 12	Km. 2+900 c.a.	Ingresso Sx	5
Barriera 13	Km. 3+180 c.a.	Ingresso Dx	4
Barriera 14	Km. 3+400 c.a.	Ingresso Sx	5
Barriera 15	Km. 3+550 c.a.	Ingresso Dx	4
Arrivo	Km. 3+600 c.a.		

Automobile Club Bari-BAT

4° Slalom dei Trulli-Monopoli

Gara Automobilistica di Slalom

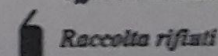
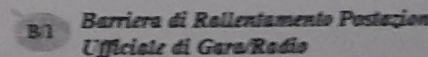
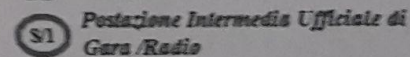


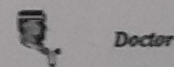
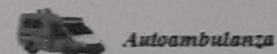
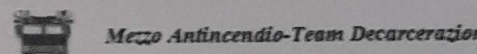
Trofeo C/S - Coppa Italia 5° Zona

25 Settembre 2016



LEGENDA:

- = Tracciato di Gara
- = Zona Allineamento pre-partenza
- = Zona Riallineamento-Traguardo
- = Zona parco Chiuso



TRACCIATO DI GARA: S.P. 113
 LUNGHEZZA TRACCIATO: Km. 3+600
 DISLIVELLO TRA PART. E ARR. : Mt. 158
 PENDENZA MEDIA : 4,38 %
 LARGHEZZA MEDIA: Mt. 7,50

